

Hassle-Free Controls

Versatile, field-tested and proven control/alarm designed for functionality, regulatory approval and long term reliability.

Optional upgrades:

- Telecommunication
- Flow Monitoring
- Dosing Management
- Data Logging



Powered by Best-In-Class FujiMAC Linear Diaphragm Air Blowers

- Most efficient
- Longest lasting
- Quietest



Engineered process

FujiClean's "contact filtration" treatment is a simple, well-engineered process that incorporates controlled flow through aerobic and anaerobic chambers in direct contact with three types of proprietary fixed film media on which biological digestion & mechanical filtration occurs.

There are no moving parts inside the treatment tank. An external, continuously operating air pump introduces oxygen into the aerobic chambers and powers two internal air lift pumps. One carries process water and solids back to the primary chambers for solids management and denitrification activity. The other regulates flow equalization and controls metered outflow of treated effluent.



Compact, rugged system fits into the tightest, toughest sites.



Exceptionally easy installation

Simple and easy for everyone

Wastewater treatment systems should be boring. They should just work as specified. No drama. No excuses. Our mission is to make certain world class FujiClean technology makes life easy and simple for everyone.

- **Engineers/Designers:** Prompt technical and design assistance. Model selection breadth to meet site and regulatory requirements.
- **Installers:** On-time delivery for easy plug & play installation. Comprehensive onsite installation guidance.
- **O&M Providers:** Simple and straightforward. 24/7 support. No media removal or outside washdown.
- **Regulators:** Customizable systems allow adherence to local regulations.
- **Owners:** Low O&M cost. Low power cost. Aesthetically pleasing. Quiet. No hassle system. Rock solid warranty.




41-2 Greenwood Road, Brunswick, ME, USA 04011
207-406-2927 | info@fujicleanusa.com | fujicleanusa.com

Distributed by:



Residential



CE & CEN Series Residential Models

Smart & Reliable Residential Treatment Systems



Simple, Reliable, Smart Technology



Unobtrusive, subsurface systems blend into existing landscape

FujiClean wastewater treatment systems have been producing the highest quality effluent since 1961.

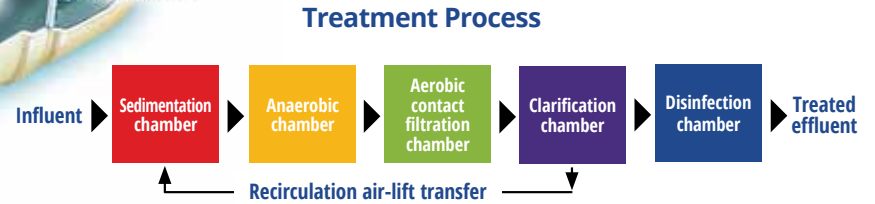
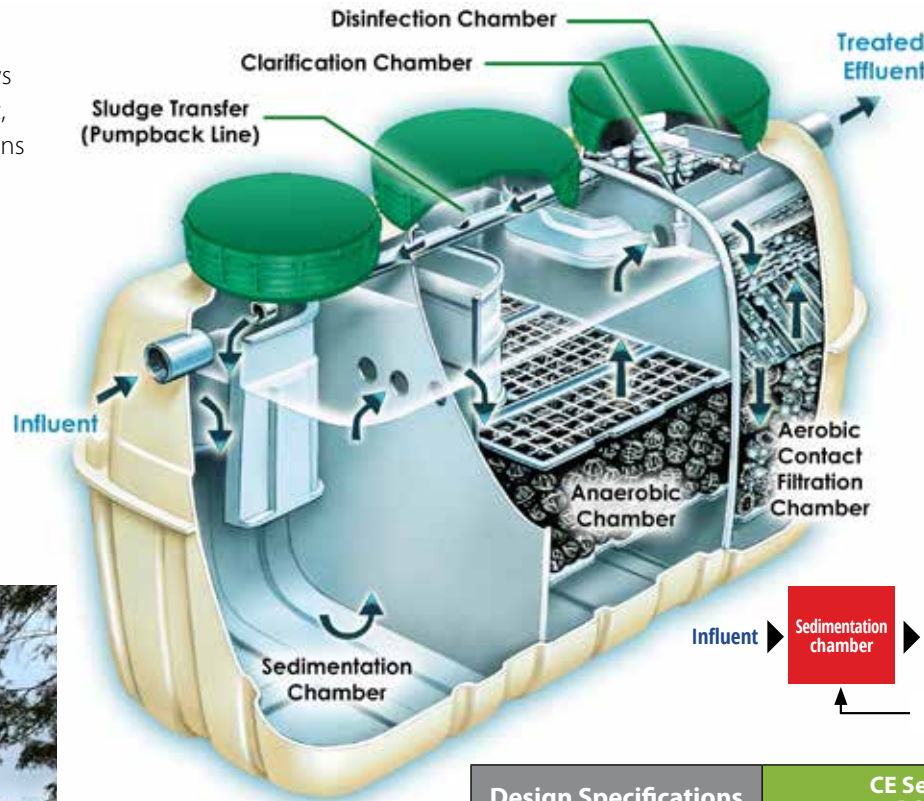
We offer multiple sizes of NSF and state approved one-tank systems treating flows from 500-gpd and up. These lightweight, small footprint systems offer ideal solutions for tight, environmentally sensitive sites.

FujiClean systems are known worldwide for superior treatment, easy installation, simple maintenance and low power requirements.

Contact FujiClean USA or visit our website at www.fujicleanusa.com to see how we can help you. Working together, we can contribute to solving worldwide wastewater induced pollution problems.



Easy installation, easy maintenance



- **Excellent Treatment With Minimal Power Use**
Power cost example: Model CE5 or CEN5 treating up to 500 gpd (at U.S. residential avg. rate of \$0.15 per kWh) is 18.0 cents per day or \$5.50 per month.

- **Plug & Play Technology**
Delivered to site fully built-out & ready to operate. No on-site assembly.

- **Built-in Flow Equalization With Fail-Safe Overflow**

- **World-Class Experience**
FujiClean is the largest onsite treatment manufacturer in the world, with over 2 million installed systems. FujiClean has been rated the #1 performing system in multiple U.S. treatment program initiatives, such as the Bay Restoration in MD and Septic Improvement Program on Long Island, NY.

Please consult with a distributor or FujiClean USA for commercial models designed to treat hydraulic flows above those listed in this table.

Design Specifications	CE Series - NSF 40 BOD, TSS, TN				CEN Series - NSF 40/245 BOD, TSS, Enhanced TN		
	CE5	CE7	CE10	CE14	CEN5	CEN7	CEN10
Model	CE5	CE7	CE10	CE14	CEN5	CEN7	CEN10
Hydraulic Load (GPD)	500	700	1,000	1,350	500	700	1,000
Effluent (assumes domestic strength influent) - NSF Test Effluent Average							
CBOD - Effluent (mg/L)	11 mg/L				5 mg/L		
TSS (mg/L)	12 mg/L				6 mg/L		
TN (mg/L)	10-20 mg/L				10 mg/L		
Tank Detail							
Material	Fiber-Reinforced Plastic				Fiber-Reinforced Plastic		
Height (inches)	62	66	74	78	66	74	78
Length (inches)	85	96	99	119	96	99	119
Width (inches)	44	50	57	69	50	57	69
Weight (lbs.)	397	463	705	926	463	705	926
Power Use (kWh/day)	1.2	1.2	1.7	2.7	1.2	1.7	2.7